

## Product information sheet SUBLINE 340/160-U

Item no. 523548

### Benefits


---



- Our versatile SUBLINE kitchen sink range almost wholly vanishes into the undermount, fitting harmoniously into the worktop: a must for minimalist kitchens
- Straight-lined design: timelessly elegant
- Spacious main and additional smaller bowl for easy food prep
- Elegant InFino strainer for swift water drainage, less splashing and superfast sink drying

### Colours

---



Available colours:

- black
- anthracite
- rock grey
- volcano grey
- white
- soft white
- tartufo
- coffee

SILGRANIT anthracite

## Planning information

---

- Cut out size: 525 x 400 x R10

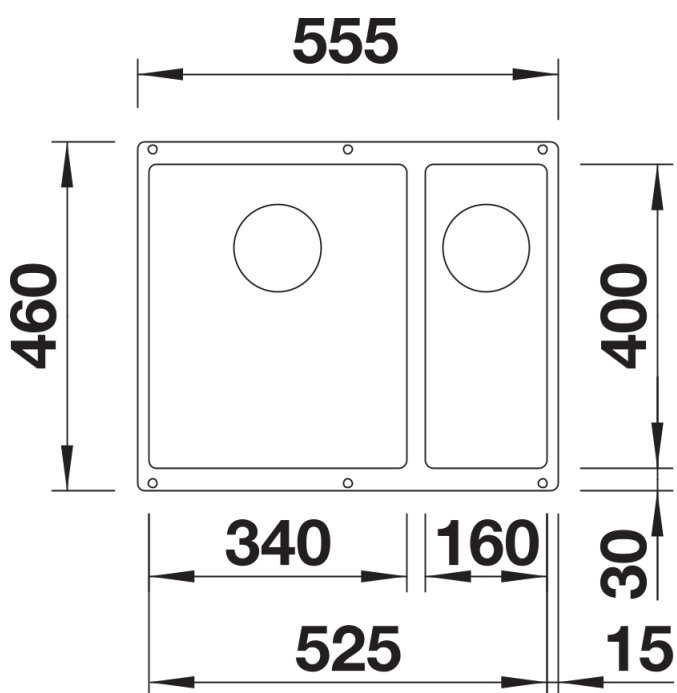
## Scope of supply

---

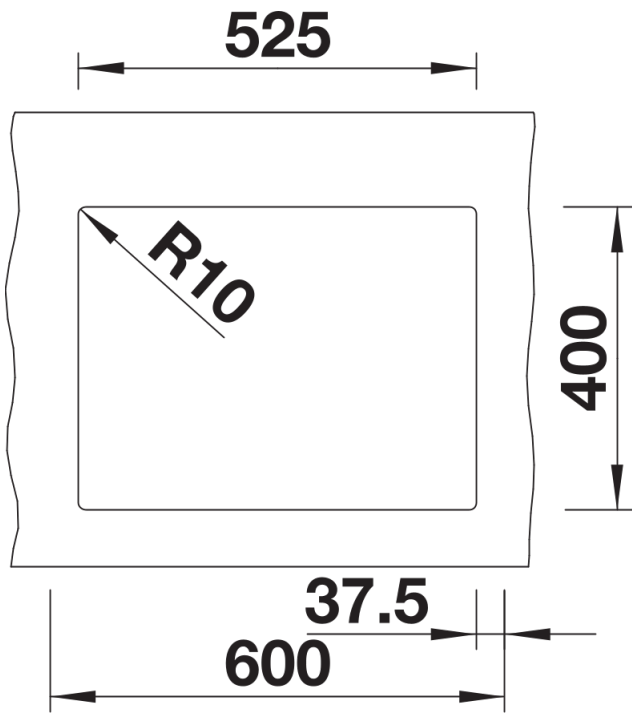
- Waste fitting with space-saving pipe
- two 3 ½" InFino basket strainer

## Details

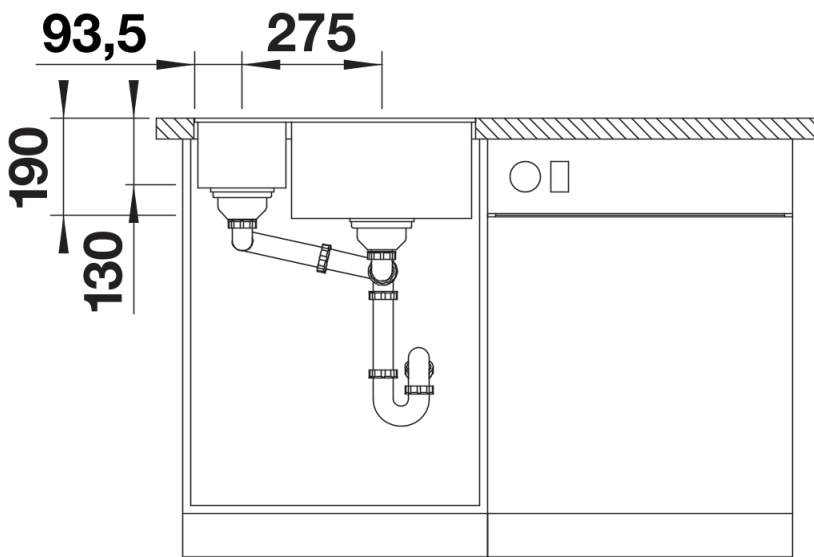
---



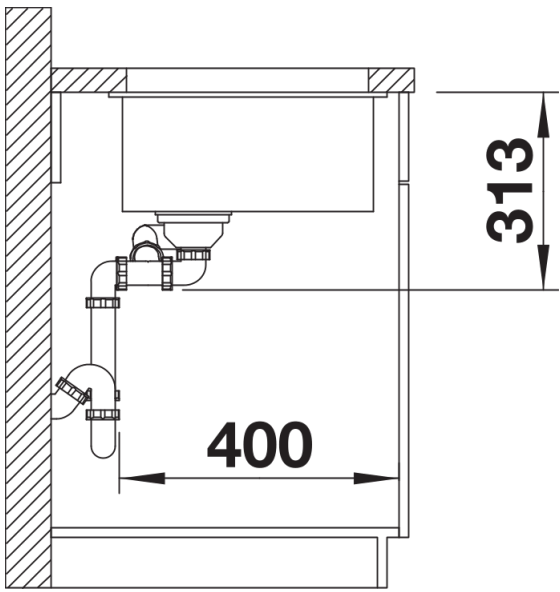
Top view



Cut-out



Front view



Side view