

## Product information sheet PANERA-S

Item no. 521547

### Benefits

---



- Distinctive control concept: easy to pull spray hose from the front
- Designer mixer tap of striking elegance
- Innovative control concept: easy to pull spray hose from the front
- Changes from clear spray to shower at the touch of a button
- Energy-saving: basic setting of the control lever to cold start
- Seamless visual integration of the shower button
- High-quality version in solid stainless steel, brushed finish

### Colours

---



Available colours:  
brushed stainless steel

solid brushed stainless steel

## Planning information

---

- Please note:
- Suitable for high pressure supply only min 0.5 bar (approx 5 metre head)
- Heavy duty metal tap stabilising bracket, fit as required. Item No. 450775
- Height: 299
- Reach: 225
- Base: 47
- Tap hole:  $\varnothing 35$

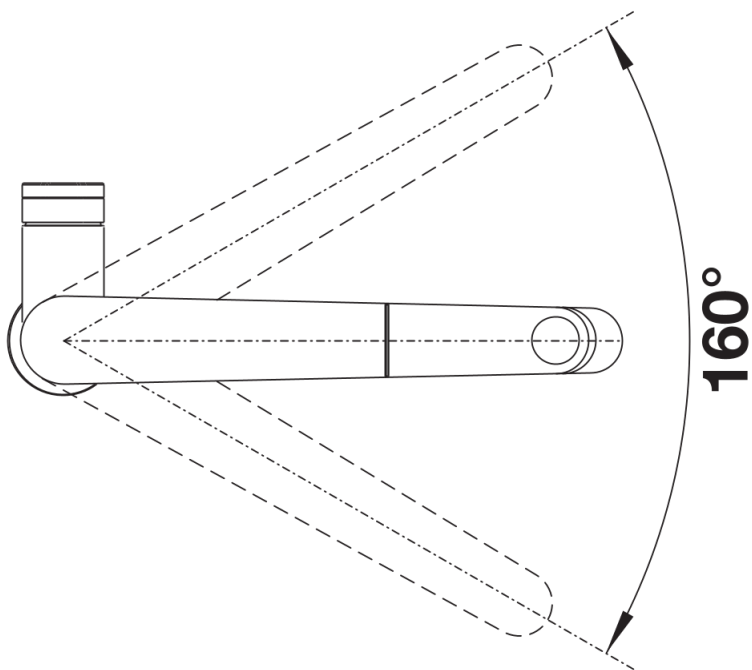
## Scope of supply

---

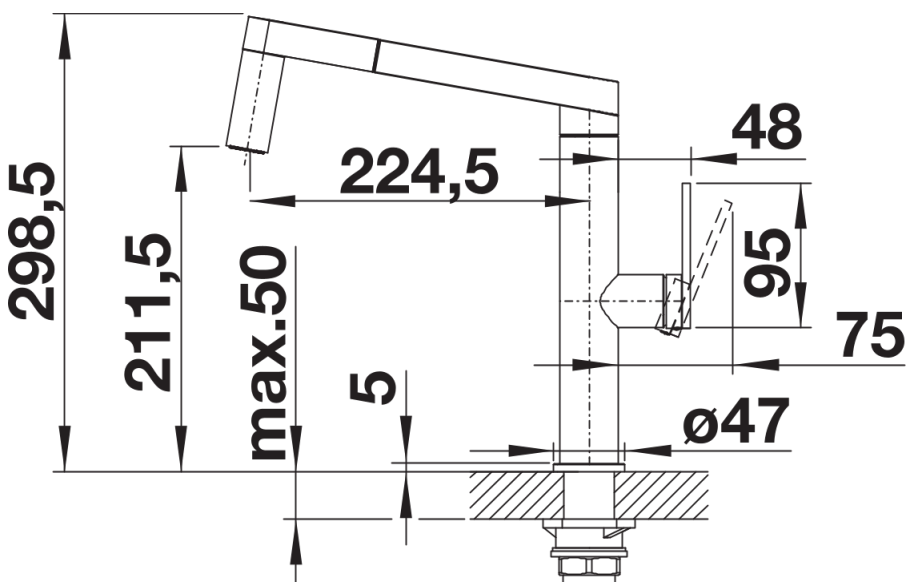
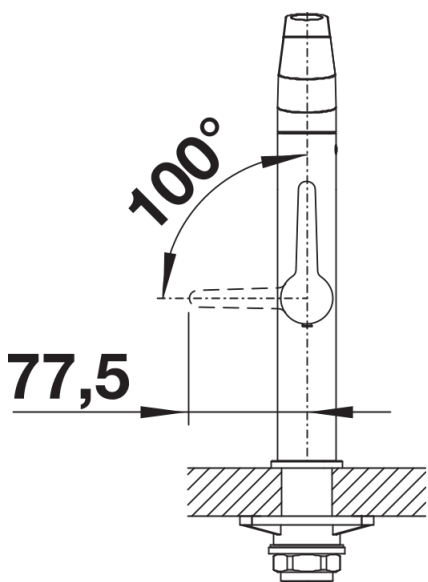
- $\varnothing 35$  mm tap hole required
- Flexible connector pipes, 700 mm long and  $\frac{3}{8}$ " nut
- Requires balanced high pressure supply only, minimum 1.0 bar
- Fit metal tap stabilising bracket if required, item number 513383

## Details

---



Swivel range



Side view